

2,5 kW

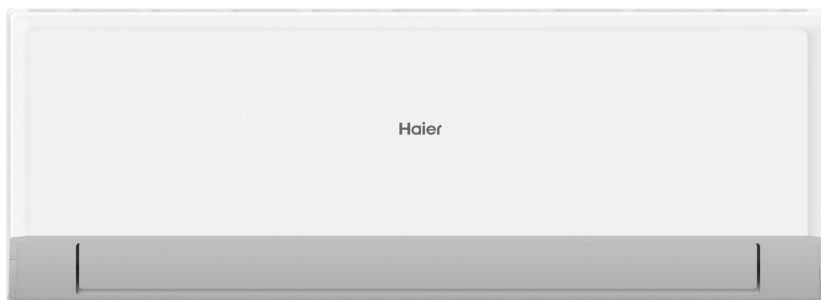
3,5 kW

5,0 kW

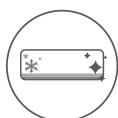
6,8 kW



Standard YR-HE2



Coanda Plus



Self Clean



Integrated Wi-Fi Control



Easy Installation



56°C Steri-Clean



3-Level-Eco



Wi-Fi Easy Pair



I Feel

New features vs Revive

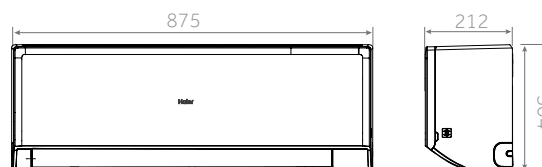
- Outdoor power supply
- Indoor works with multi
- Room card
- Increased efficiency
- Upgraded controller to HE2
- I Feel functionality for added comfort
- Wi-Fi quick pair
- 3-Level Eco

Indoor Unit	Model		AS25RBAHRA-3	AS35RBAHRA-4	AS50RCBHRA-4	AS68RDAHRA-4
Performance data						
Output power - COOLING	nom (min-max)	kW	2,7 (0,7-3,4)	3,2 (0,8-3,8)	4,8 (1,3-5,4)	6,2 (1,3-7,4)
Output power - HEATING	nom (min-max)	kW	2,9 (0,7-3,6)	3,9 (0,7-4,0)	4,8 (1,3-5,4)	6,3 (1,4-7,5)
Power supply		Ph/V/Hz	1/220-240/50	1/220-240/50	1/220-240/50	1/220-240/50
Interconnection cable			4 x 1,0	4 x 1,0	4 x 1,0	4 x 1,0
Treated air volume	H	m3/h	610/550	620	770/810	1100/1000
Indoor Unit						
High sound power - COOLING		dB	54	59	60	64
High sound power - HEATING		dB	54	59	60	64
Sound pressure - COOLING		dB(A)	37/32/28/18	38/33/29/18	44/40/35/28	47/45/37/29
Sound pressure -HEATING		dB(A)	37/32/28/18	38/33/29/18	44/40/35/28	47/45/37/29
Net dimensions	WxDxH	mm	805x199x292	805x199x292	875x212x304	975x222x318
Packaging dimensions	WxDxH	mm	876x365x272	876x272x365	945x390x296	1050x397x301
Net/gross weight		kg	8,8/10,5	8,8/10,9	10,0/12,0	11,6/14,4
Installation data						
Liquid pipe	∅	mm (inch)	6,35 (1/4)	6,35 (1/4)	6,35 (1/4)	6,35 (1/4)
Gas pipe	∅	mm (inch)	9,52 (3/8)	9,52 (3/8)	12,70 (1/2)	12,70 (1/2)
Control						
Standard	Remote control		YR-HE2			

AS25 - AS35



AS50



AS68

